


HOW TO MIGRATE

to the new Dunn Brothers App!

**DUNN
BROTHERS**
COFFEE™

1. Download the new app from your app store. Search *“Dunn Brothers Coffee”*.

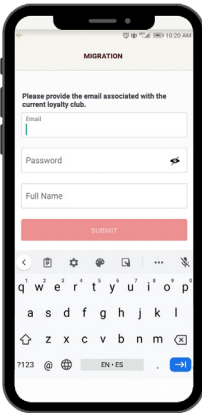


2. Once the app is downloaded, open the app and tap, *“Let’s Get Started”*.

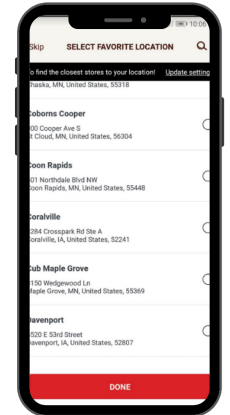


3. You'll be redirected to a screen to migrate your loyalty and reward points. Select, *“Okay, Migrate”*. If you've already done this or if you're new, select, *“I'm New or Already Migrated”*.

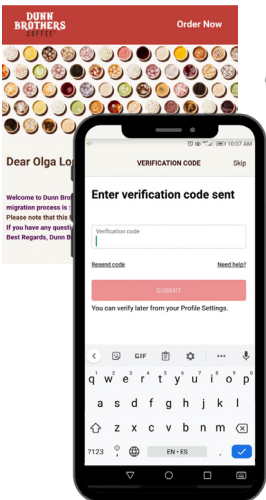
4. Enter the same email that you use for your old account. The password can be new or stay the same. Add your phone number if it's not in your profile. *If you don't remember your email address, contact Rewards@dunnbrothers.com*



5. You'll be prompted to select a location. *Select your favorite Dunn Brothers location.*



6. You'll then be prompted to *verify* your account. Check your email for a verification code and enter it here. Then click *“Migrate Points and Rewards”*. It's important to complete this step if you want to see your existing points and rewards on the new app. (If you skip this step now, you can find it under your profile in the app later.)



7. *All done!* You'll be redirected to the Rewards Screen where your loyalty and reward points will appear.

